

# The Experience of GP Services: Hackney Marshes

A trends analysis report by Healthwatch Hackney



*CommunityInsight*

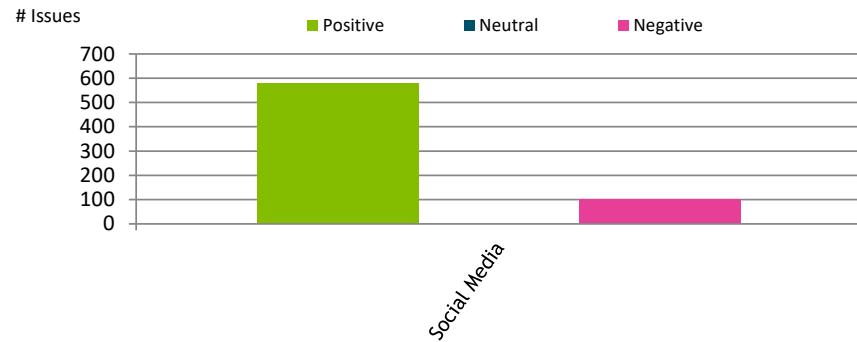
Healthwatch is the official consumer champion for users of health and social care services. We listen to people's stories, good and bad, and report on their collective experience. In this report, we examine the experience of local GP services.

*Qualitative Feedback, 1 April 2025 - 31 March 2026*



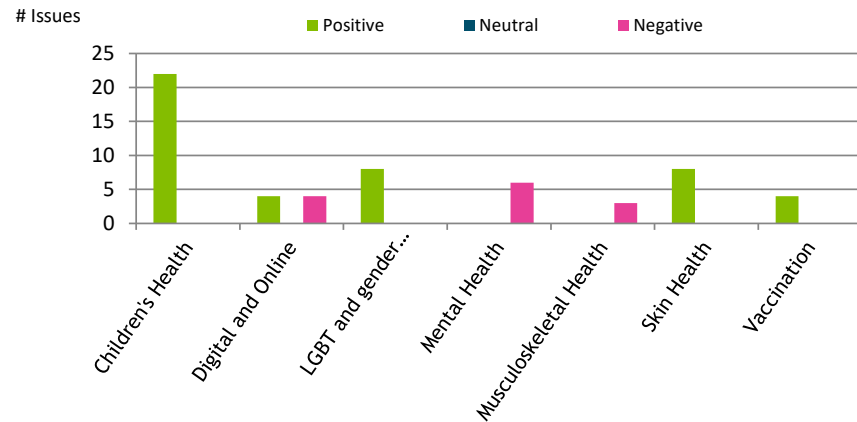
# 1. Data Source and Conditions/Topics

## 1.1 Source

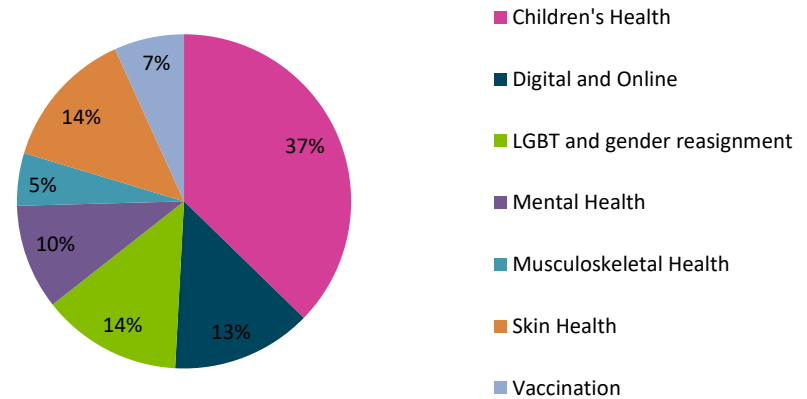


Sources providing the most comments overall

## 1.2 Stated medical conditions/topics



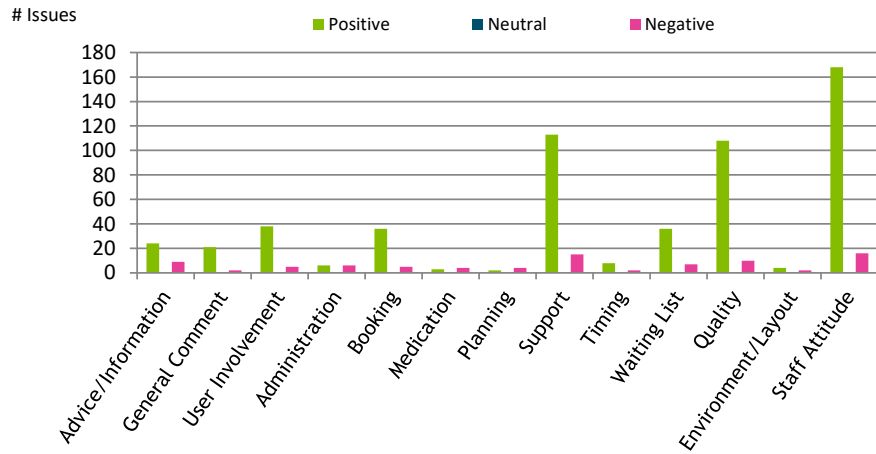
Medical conditions/topics receiving the most comments overall



## 2.1 Overall Themes and Sentiment

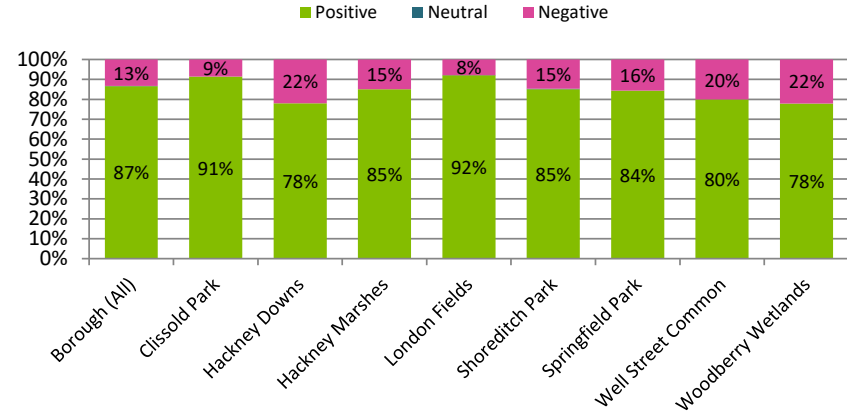


### 2.1.1 Overall, Top Trends: 684 issues from 167 people



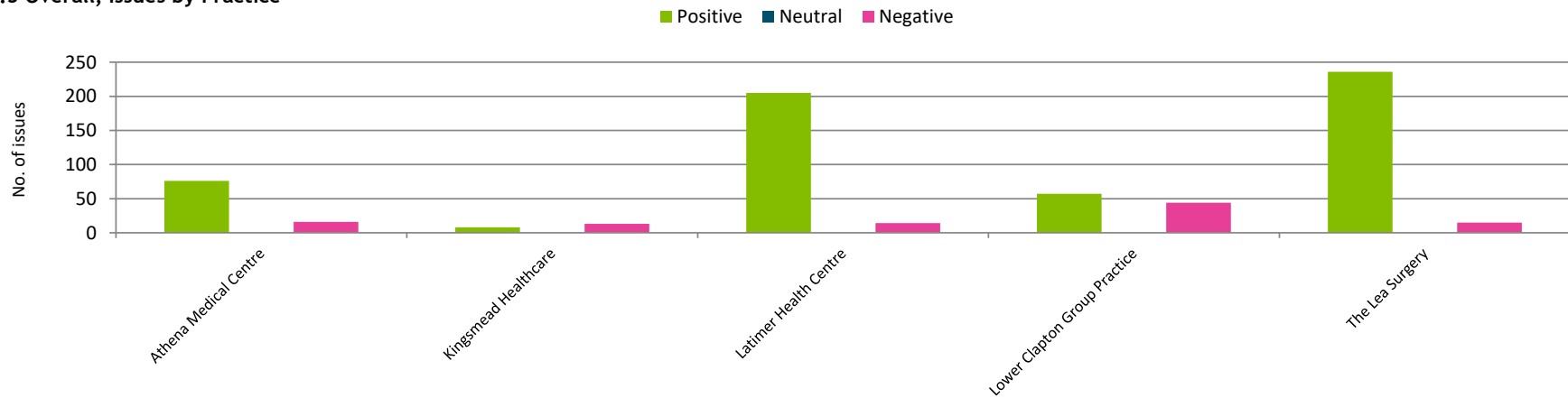
Issues receiving the most comments overall. See pages 12-13 for issue descriptions

### 2.1.2 Overall, Sentiment by Primary Care Network



Sentiment by PCN

### 2.1.3 Overall, Issues by Practice

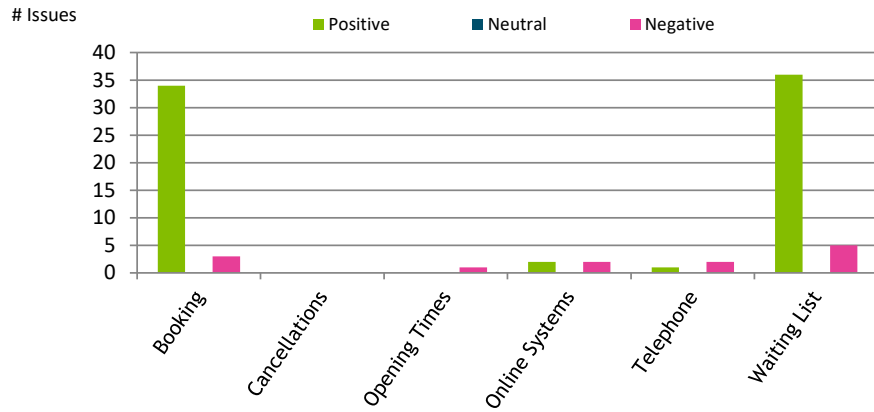


Practices receiving the most comments overall

## 2.2 Service Access

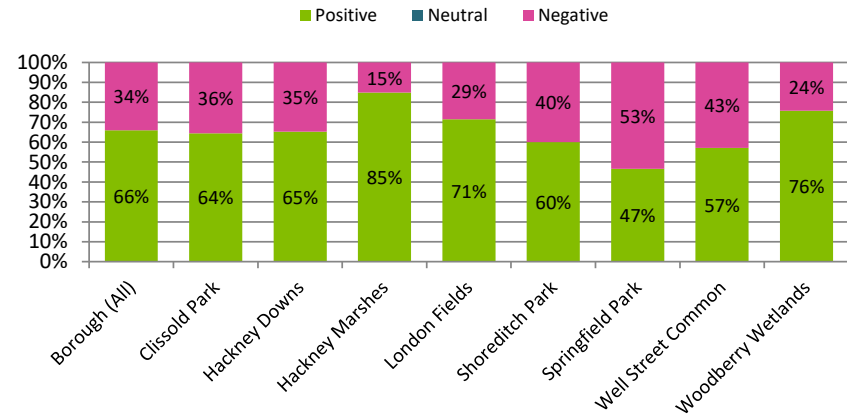


### 2.2.1 Service Access: 86 issues detected



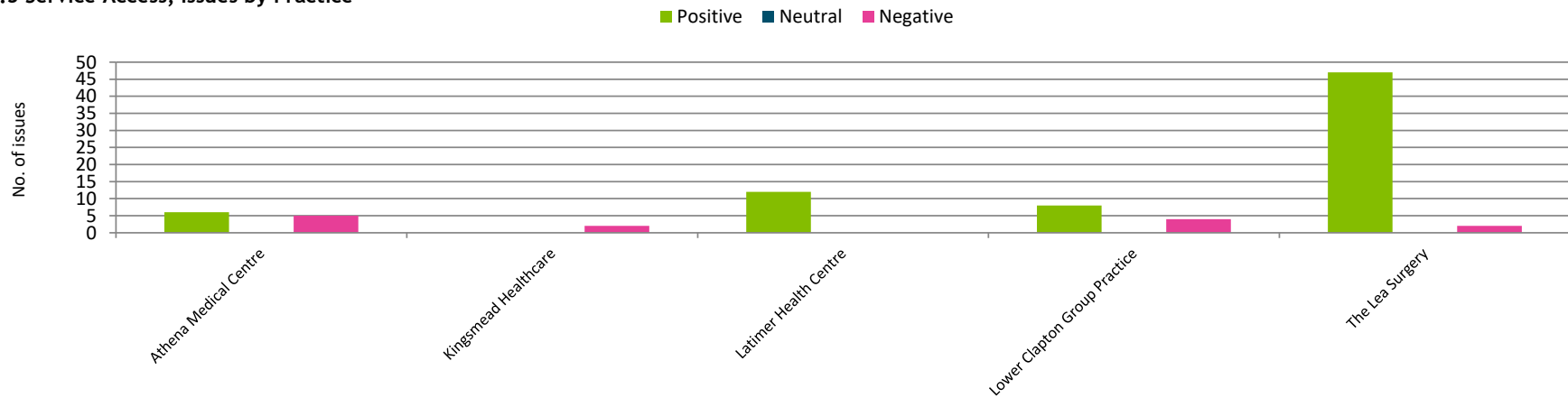
Issues receiving the most comments overall. See pages 12-13 for issue descriptions

### 2.2.2 Service Access, Sentiment by Primary Care Network



Sentiment by PCN

### 2.2.3 Service Access, Issues by Practice

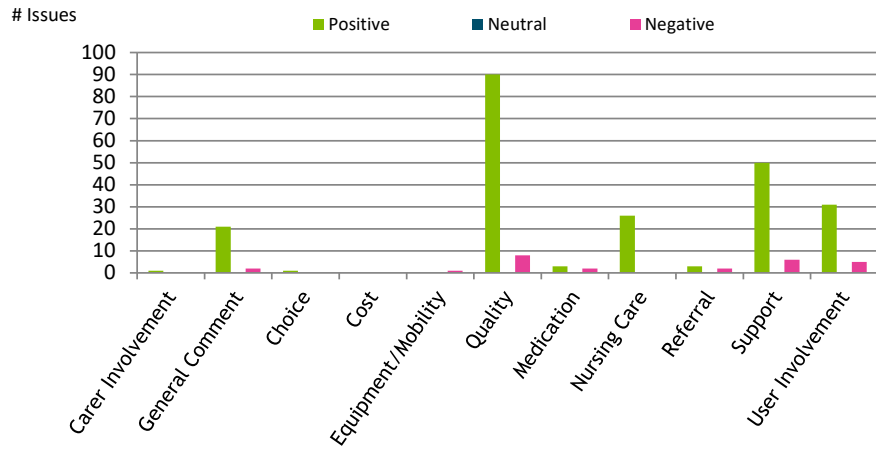


Practices receiving the most comments overall

## 2.3 Clinical Treatment and Care

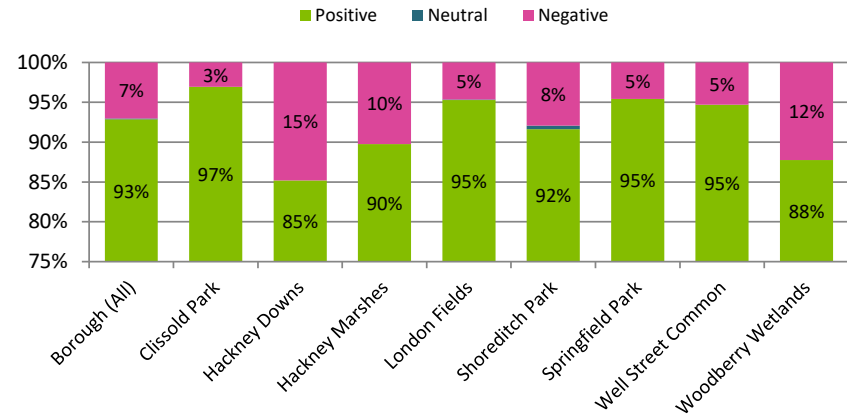


### 2.3.1 Treatment: 252 issues detected



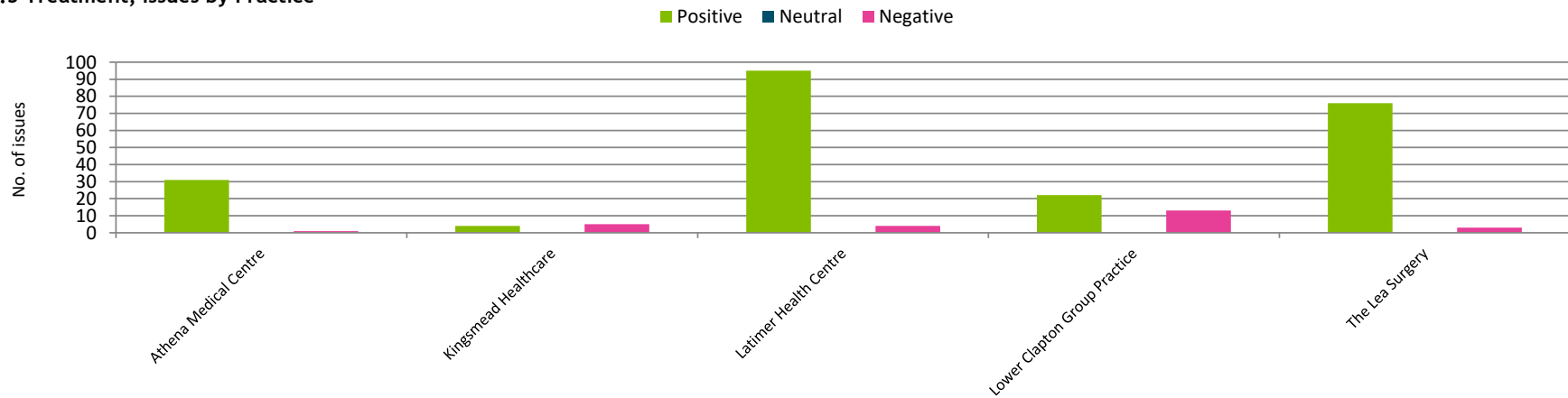
Issues receiving the most comments overall. See pages 12-13 for issue descriptions

### 2.3.2 Treatment, Sentiment by Primary Care Network



Sentiment by PCN

### 2.3.3 Treatment, Issues by Practice

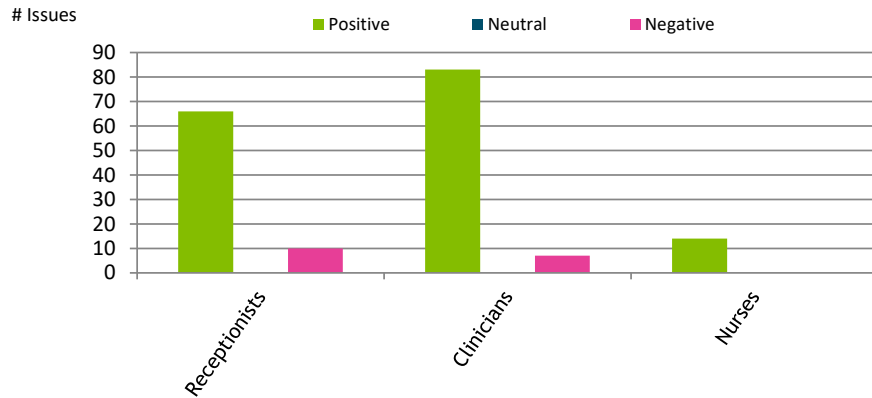


Practices receiving the most comments overall

## 2.4 Staff Attitude

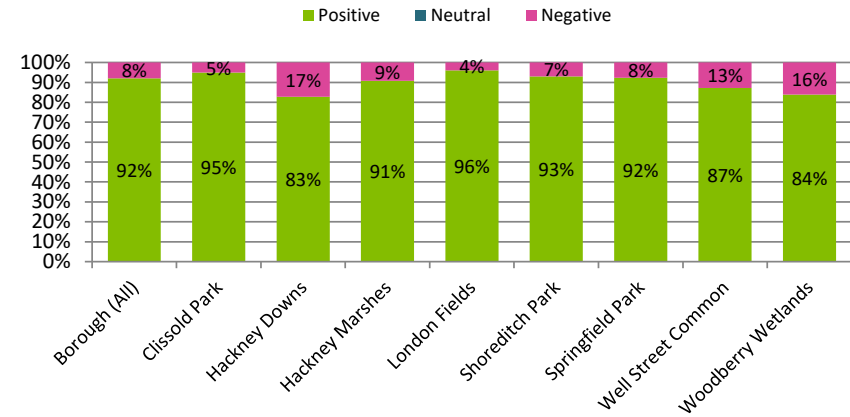


### 2.4.1 Staff Attitude: 180 issues detected



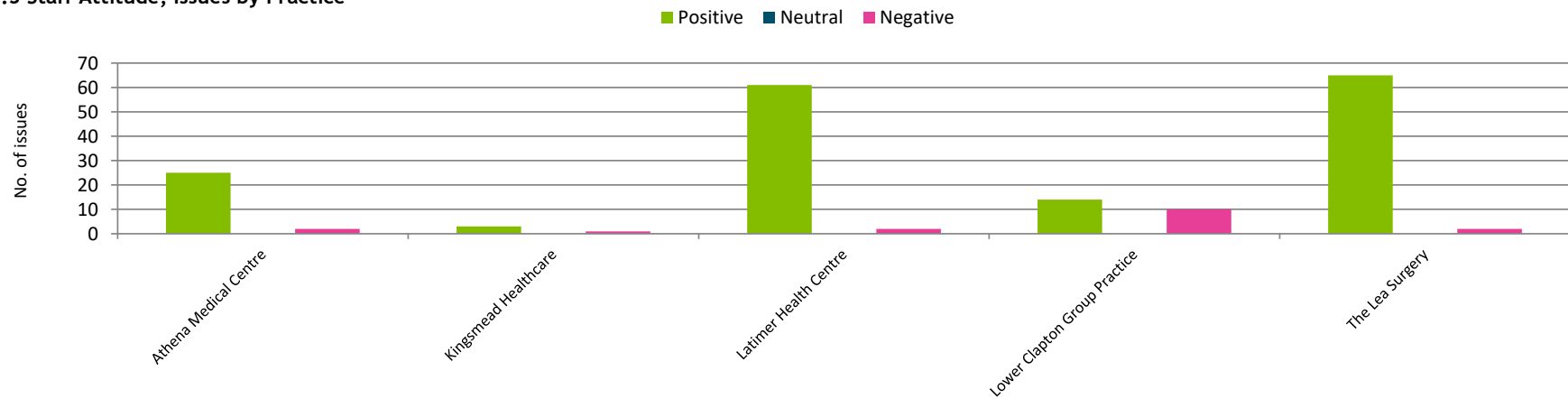
Issues receiving the most comments overall. See pages 12-13 for issue descriptions

### 2.4.2 Staff Attitude, Sentiment by Primary Care Network



Sentiment by PCN

### 2.4.3 Staff Attitude, Issues by Practice

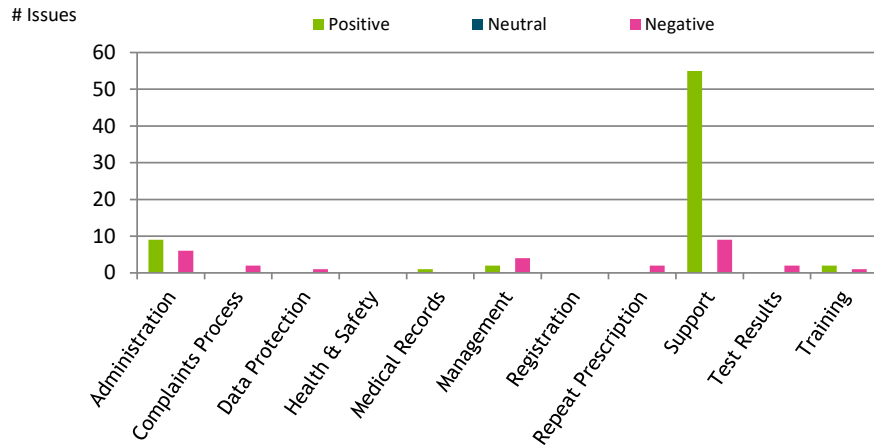


Practices receiving the most comments overall

## 2.5 Administration

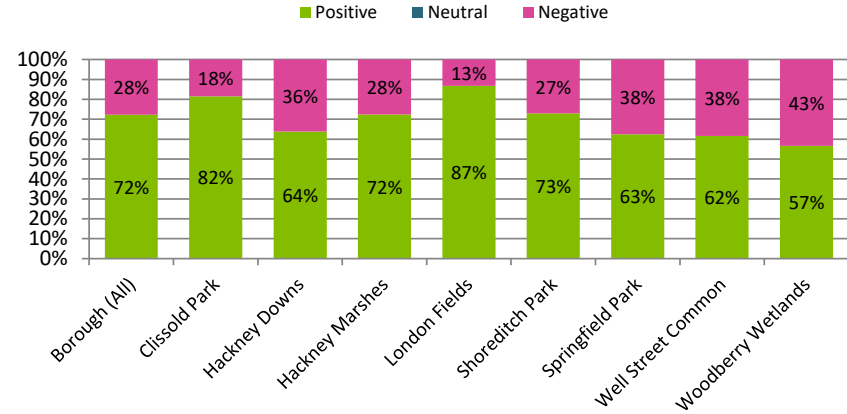


### 2.5.1 Administration: 96 issues detected



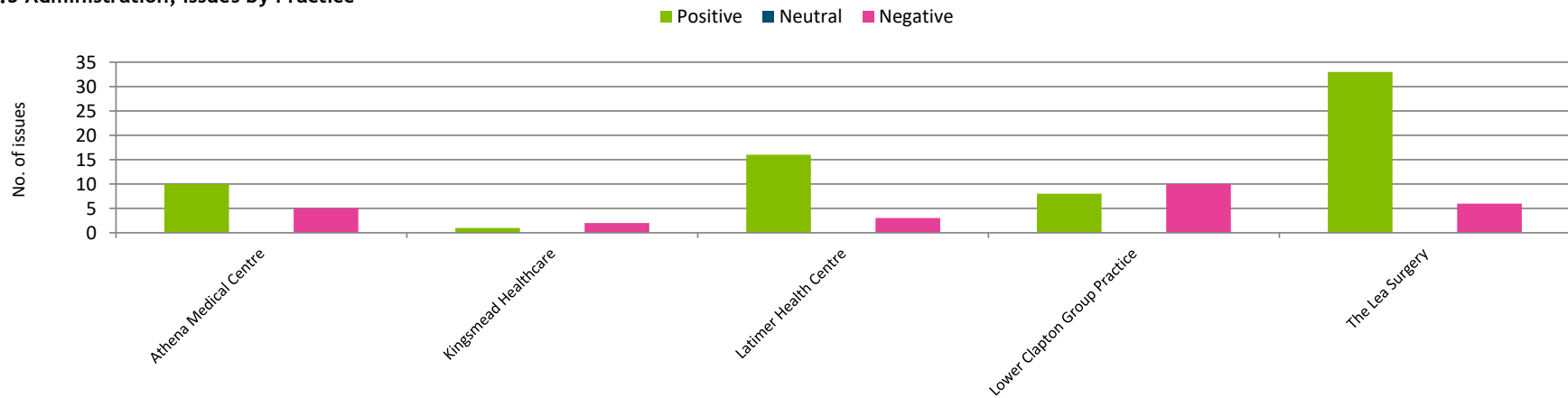
Issues receiving the most comments overall. See pages 12-13 for issue descriptions

### 2.5.2 Administration, Sentiment by Primary Care Network



Sentiment by PCN

### 2.5.3 Administration, Issues by Practice

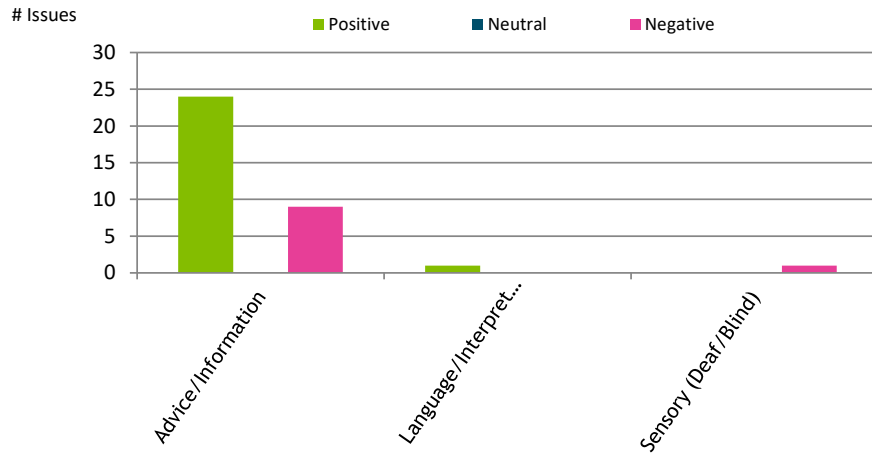


Practices receiving the most comments overall

## 2.6 Communication

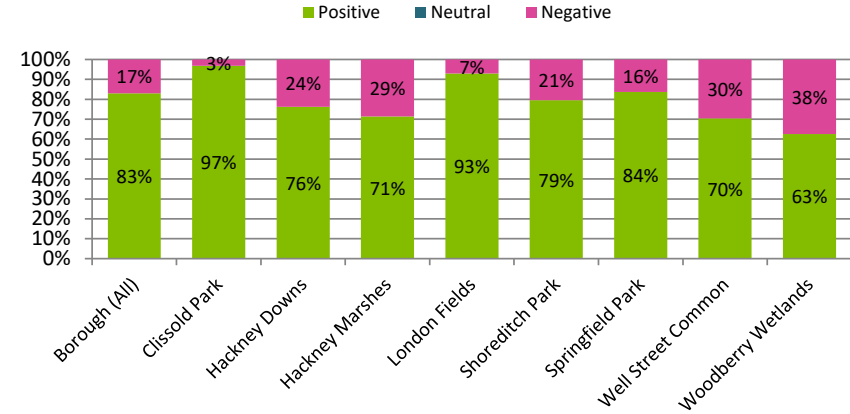


### 2.6.1 Communication: 35 issues detected



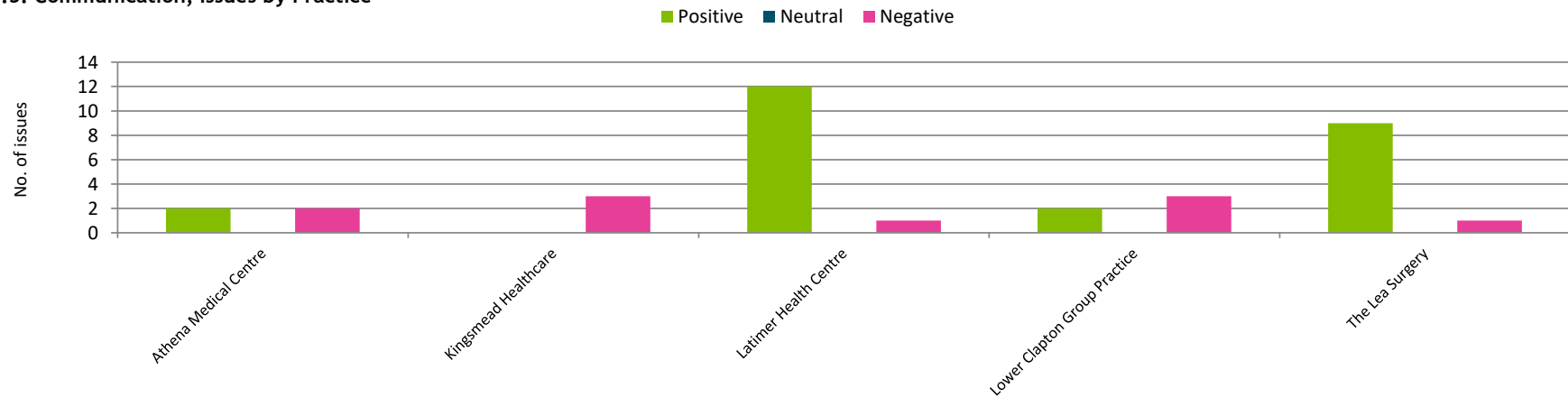
Issues receiving the most comments overall. See pages 12-13 for issue descriptions

### 2.6.2 Communication, Sentiment by Primary Care Network



Sentiment by PCN

### 2.6.3: Communication, Issues by Practice

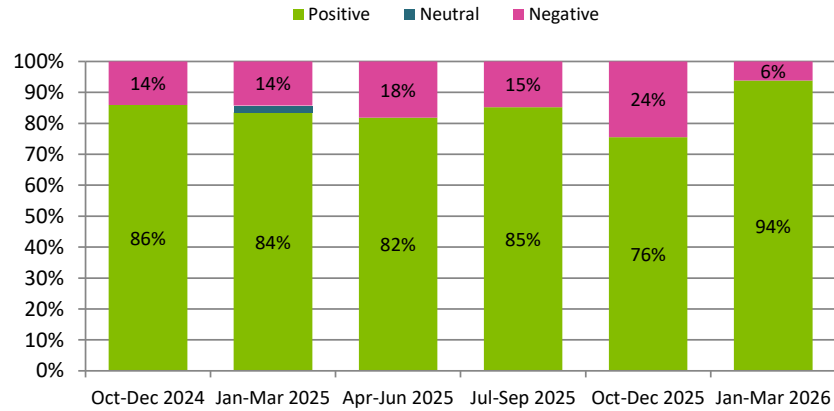


Practices receiving the most comments overall

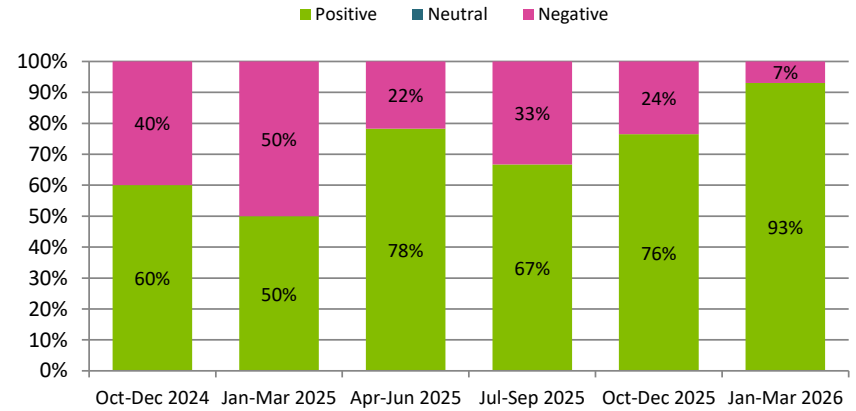
### 3. Timeline: 18 Month Tracker



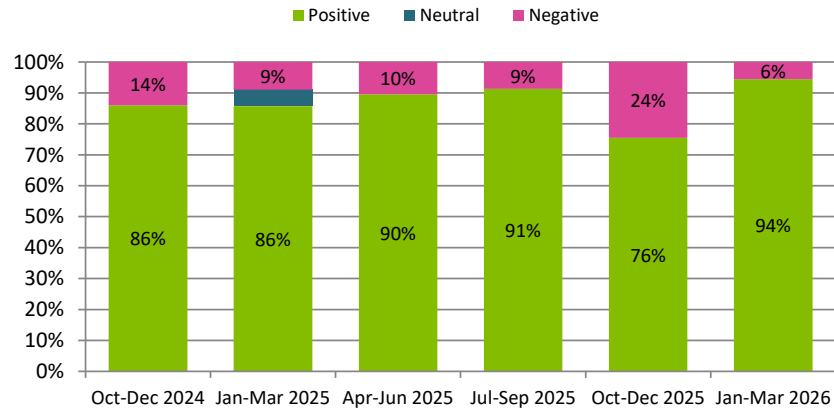
#### 3.1 Overall Sentiment



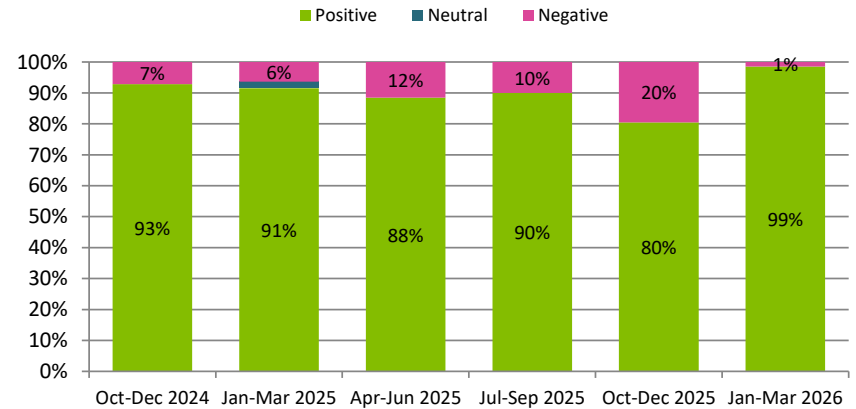
#### 3.2 Service Access, Sentiment



#### 3.3 Treatment and Care, Sentiment



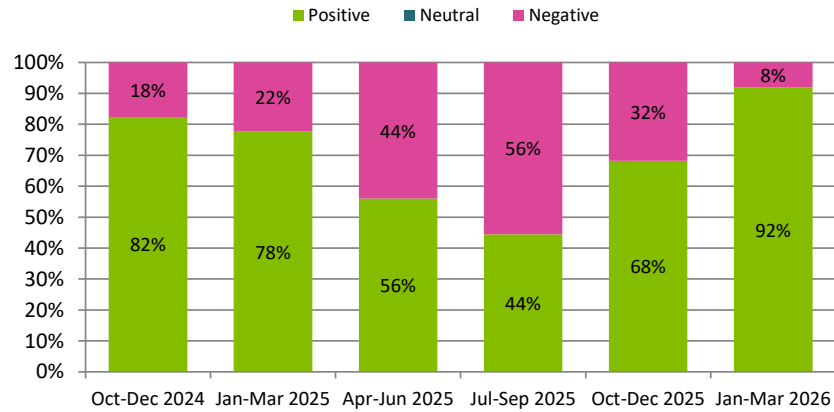
#### 3.4 Staff Attitude, Sentiment



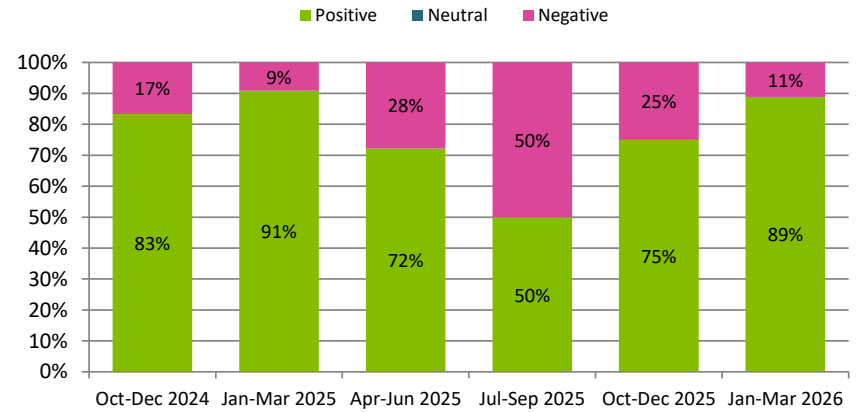
### 3. Timeline: 18 Month Tracker



#### 3.5 Administration, Sentiment



#### 3.6 Communication, Sentiment

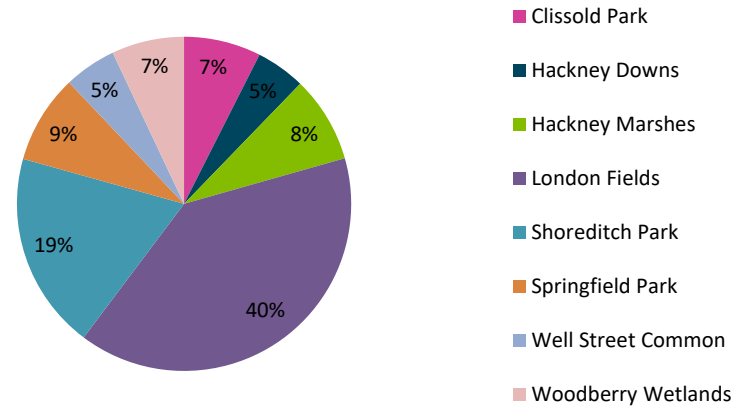
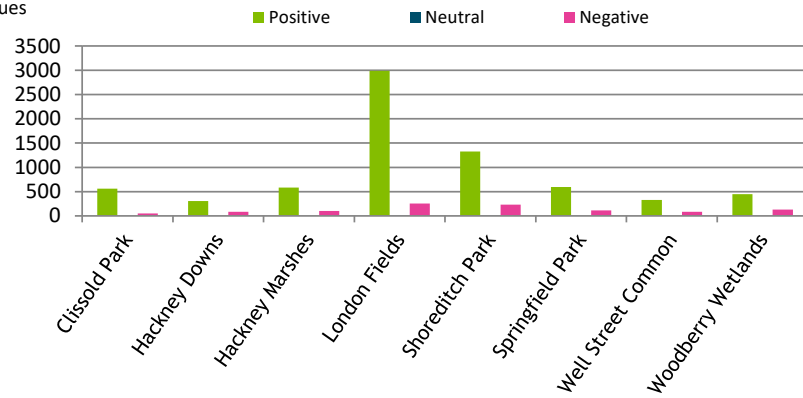


## 4. Volume by Primary Care Network



### 4.1 PCN

# Issues



## 5. Data Table: Number of issues



	Issue Name	Descriptor	# Issues			
			Positive	Neutral	Negative	Total
Patients/Carers	Advice/Information	<i>Communication, including access to advice and information.</i>	24	0	9	33
	Carer Involvement	<i>Involvement of carers, friends or family members.</i>	1	0	0	1
	General Comment	<i>A generalised statement (ie; "The doctor was good.")</i>	21	0	2	23
	User Involvement	<i>Involvement of the service user.</i>	38	0	5	43
Systems	Administration	<i>Administrative processes and delivery.</i>	6	0	6	12
	Booking	<i>Ability to book, reschedule or cancel appointments.</i>	36	0	5	41
	Cancellations	<i>Cancellation of appointment by the service provider.</i>	0	0	0	0
	Data Protection	<i>General data protection (including GDPR).</i>	0	0	1	1
	Referral	<i>Referral to a service.</i>	3	0	2	5
	Medical Records	<i>Management of medical records.</i>	1	0	0	1
	Medication	<i>Prescription and management of medicines.</i>	3	0	4	7
	Opening Times	<i>Opening times of a service.</i>	0	0	1	1
	Planning	<i>Leadership and general organisation.</i>	2	0	4	6
	Registration	<i>Ability to register for a service.</i>	0	0	0	0
	Support	<i>Levels of support provided.</i>	113	0	15	128
	Telephone	<i>Ability to contact a service by telephone.</i>	1	0	2	3
	Timing	<i>Physical timing (ie; length of wait at appointments).</i>	8	0	2	10
Waiting List	<i>Length of wait while on a list.</i>	36	0	7	43	
Values	Choice	<i>General choice.</i>	1	0	0	1
	Cost	<i>General cost.</i>	0	0	0	0
	Language	<i>Language, including terminology.</i>	1	0	0	1
	Nutrition	<i>Provision of sustenance.</i>	0	0	0	0
	Privacy	<i>Privacy, personal space and property.</i>	0	0	1	1
	Quality	<i>General quality of a service, or staff.</i>	108	0	10	118
	Sensory	<i>Deaf/blind or other sensory issues.</i>	0	0	1	1
	Stimulation	<i>General stimulation, including access to activities.</i>	1	0	0	1

## 5. Data Table: Number of issues



	Issue Name	Descriptor	# Issues			
			Positive	Neutral	Negative	Total
Environment	Catchment/Distance	<i>Distance to a service (and catchment area for eligibility).</i>	1	0	0	1
	Environment/Layout	<i>Physical environment of a service.</i>	4	0	2	6
	Equipment	<i>General equipment issues.</i>	0	0	0	0
	Hazard	<i>General hazard to safety (ie; a hospital wide infection).</i>	0	0	0	0
	Hygiene	<i>Levels of hygiene and general cleanliness.</i>	3	0	0	3
	Mobility	<i>Physical mobility to, from and within services.</i>	0	0	1	1
	Travel/Parking	<i>Ability to travel or park.</i>	0	0	0	0
Staff	Omission	<i>General omission (ie; transport did not arrive).</i>	0	0	2	2
	Security/Conduct	<i>General security of a service, including conduct of staff.</i>	0	0	1	1
	Staff Attitude	<i>Attitude, compassion and empathy of staff.</i>	168	0	16	184
	Complaints	<i>Ability to log and resolve a complaint.</i>	0	0	2	2
	Staff Training	<i>Training of staff.</i>	2	0	1	3
	Staffing Levels	<i>General availability of staff.</i>	0	0	0	0
<b>Total:</b>			<b>582</b>	<b>0</b>	<b>102</b>	<b>684</b>

### Disclaimer:

The trends within this report are based on service user comments we have obtained from sources outlined on Page 2. Comments obtained from these sources may not be representative of all service users experiences or opinions.