

The Experience of GP Services

A trends analysis report by Healthwatch Waltham Forest



Healthwatch is the official consumer champion for users of health and social care services. We listen to people's stories, good and bad, and report on their collective experience. In this report, we examine the experience of local GP services.

Qualitative Feedback, 1 January 2025 - 31 December 2025

Index and overview of findings

Data Source (Page 4)

This report is based on the experience of 2,879 people. Feedback has been obtained from a variety of sources, including engagement, surveys and comments posted online (NHS, Care Opinion and social media).

Top Themes (Page 5)

A broad majority of people receive good quality treatment and nursing care, with good levels of involvement. According to feedback, patients would like greater levels of service access.

Overall sentiment is 83% positive, 17% negative and 1% neutral, comments suggest.

Trends...

According to feedback, overall satisfaction has improved by 2% this quarter.

Addison Road Medical Practice, Crawley Road Medical Centre, Harrow Road Practice and Lime Tree Surgery receive a notable volume and ratio of positive comments.

Service Access (Page 6)

People continue to report difficulties with telephone access, associated problems with booking, and longer than expected waits for routine appointments.

Trends...

Satisfaction on service access has improved by 3% this quarter, comments suggest. Complaints are down by 10% on booking processes and by 5% on waiting times.

Addison Road Medical Practice, Crawley Road Medical Centre, Higham Hill Medical Centre, Lime Tree Surgery and The Forest Surgery receive a notable volume and ratio of positive comments.

Clinical Treatment and Staff Attitude (Pages 7-8)

Experiences indicate a broad majority of people receive good quality treatment and nursing care, with good levels of involvement. On staff attitude, there is general praise for clinicians, while notable criticism of reception staff.

Trends...

This quarter, complaints are down by 3% on treatment and care and by 2% on staff attitude.

Addison Road Medical Practice, Crawley Road Medical Centre and Harrow Road Practice receive a notable volume and ratio of positive comments.

Administration and Communication (Pages 9-10)

Many people complain of general administration, and some would like greater levels of support from reception staff, and levels of communication service wide. Repeat prescriptions, test results and staff training are also cited as issues.

Trends...

Complaints are up by 2% on communication.

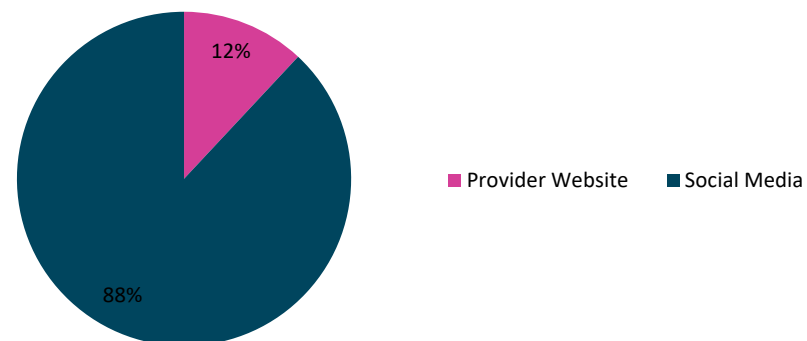
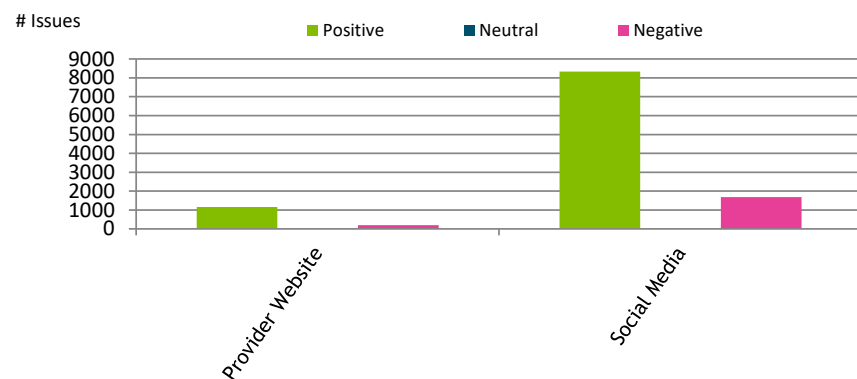
Addison Road Medical Practice, Crawley Road Medical Centre and Harrow Road Practice receive a notable volume and ratio of positive feedback.

Disclaimer: The trends within this report are based on service user comments we have obtained from sources outlined on Page 4. Comments obtained from these sources may not be representative of all service users experiences or opinions.



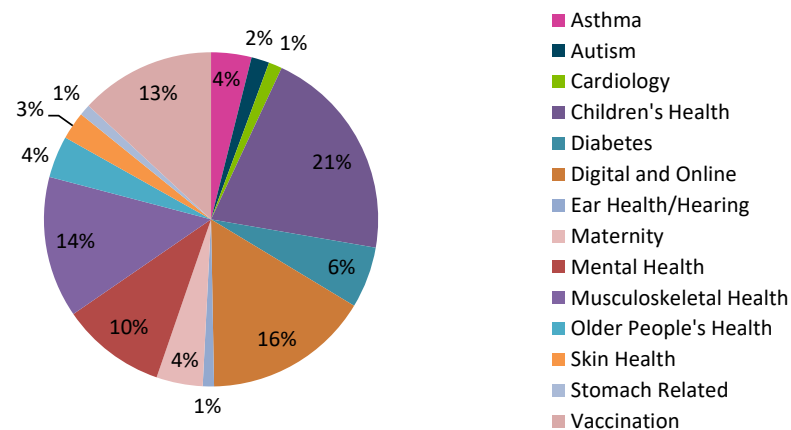
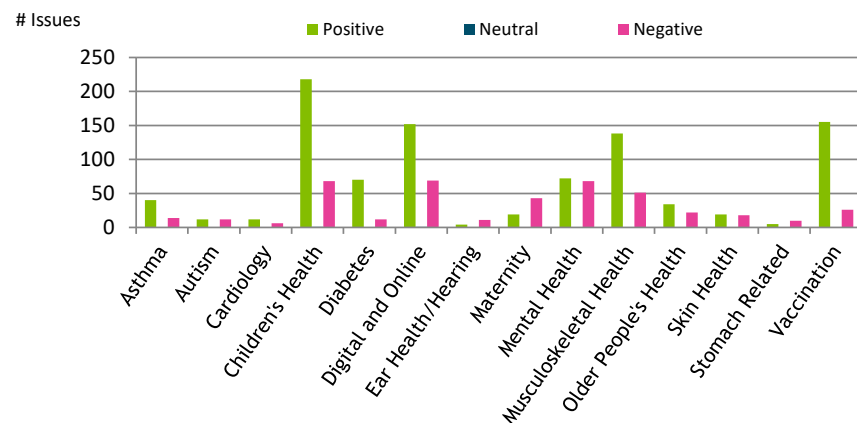
1. Data Source and Conditions/Topics

1.1 Source



Sources providing the most comments overall

1.2 Stated medical conditions/topics

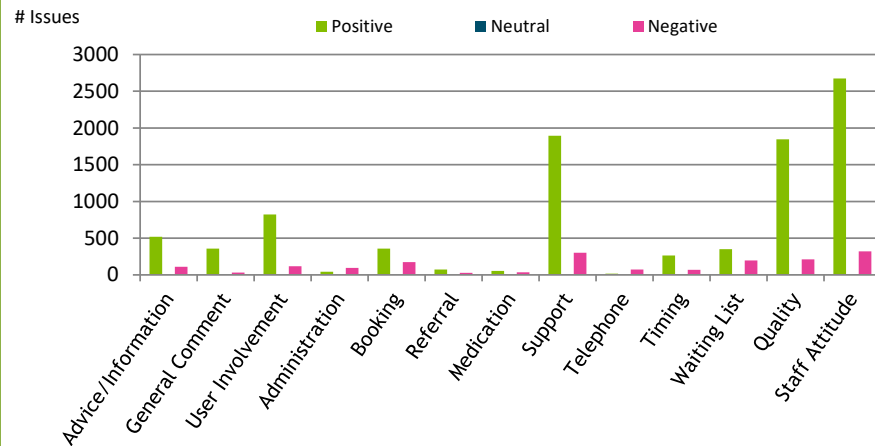


Medical conditions/topics receiving the most comments overall



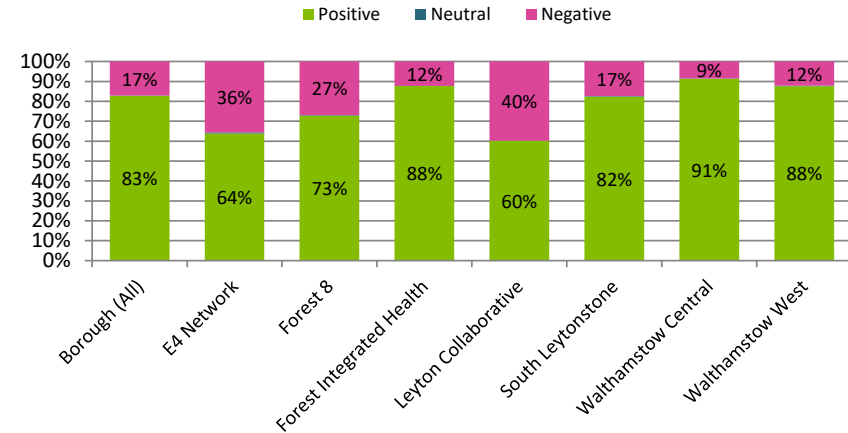
2.1 Overall Themes and Sentiment

2.1.1 Overall, Top Trends: 11511 issues from 2879 people



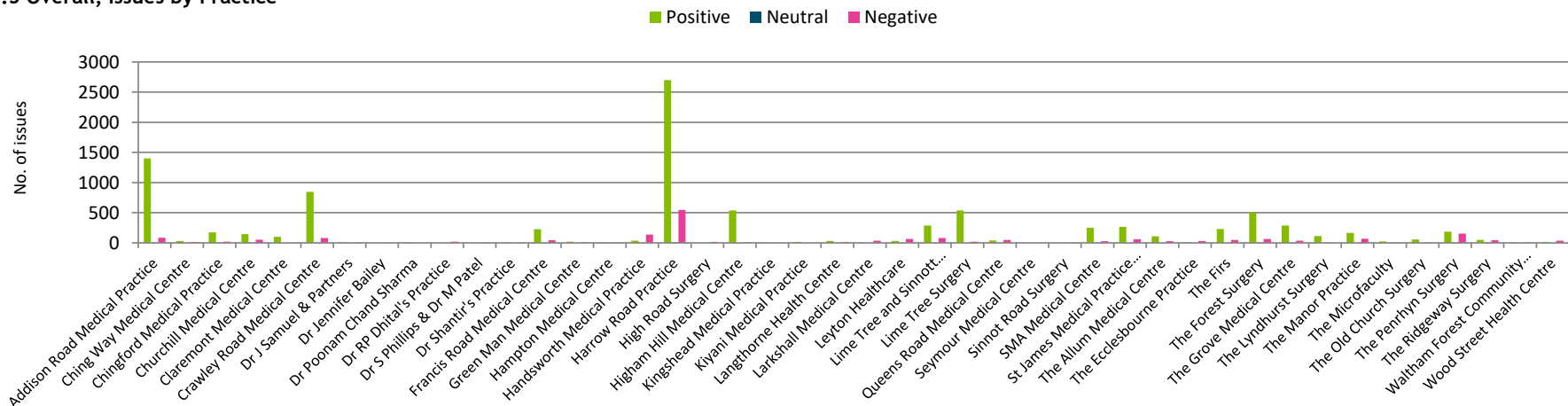
Issues receiving the most comments overall. See pages 14-15 for issue descriptions

2.1.2 Overall, Sentiment by Primary Care Network



Sentiment by PCN

2.1.3 Overall, Issues by Practice

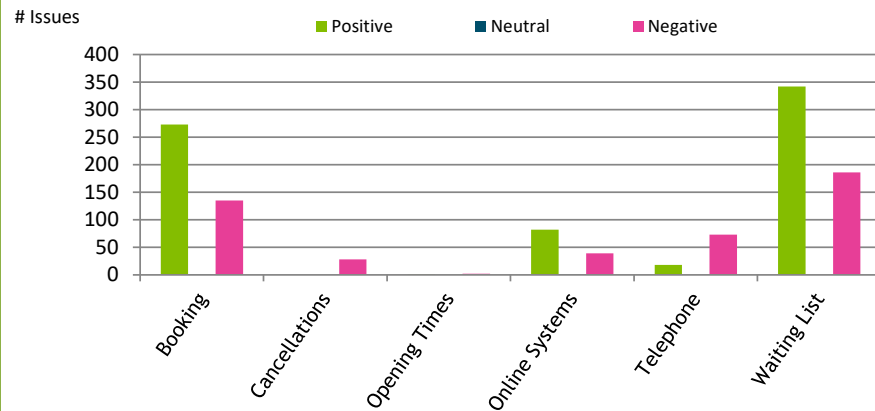


Practices receiving the most comments overall



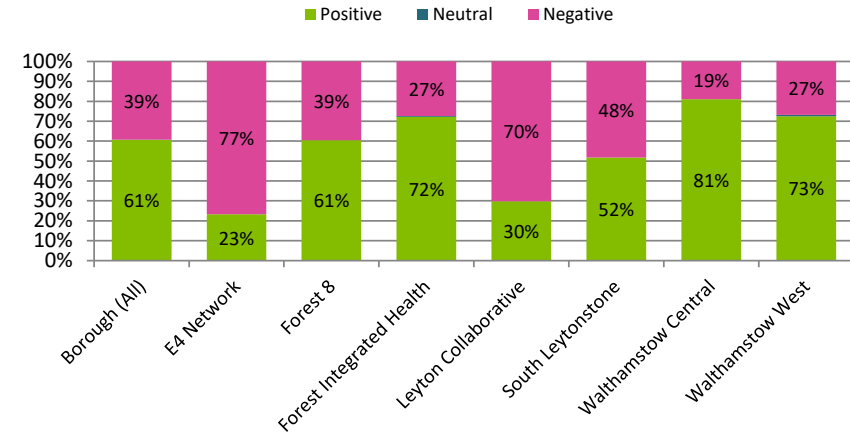
2.2 Service Access

2.2.1 Service Access: 1181 issues detected



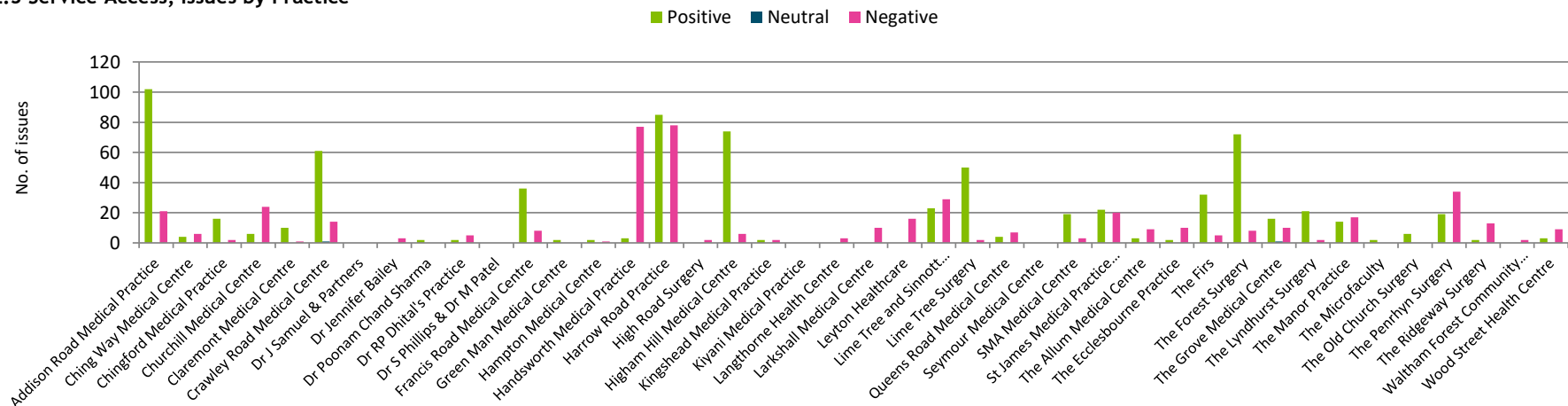
Issues receiving the most comments overall. See pages 12-13 for issue descriptions

2.2.2 Service Access, Sentiment by Primary Care Network



Sentiment by PCN

2.2.3 Service Access, Issues by Practice

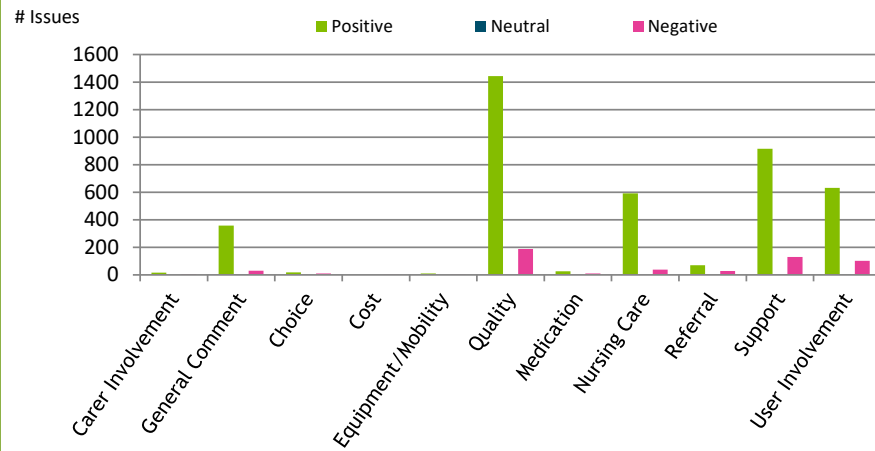


Practices receiving the most comments overall



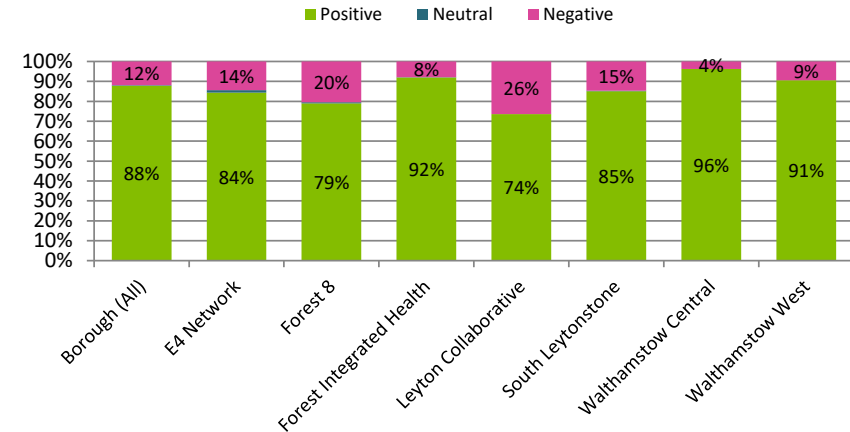
2.3 Clinical Treatment and Care

2.3.1 Treatment: 4648 issues detected



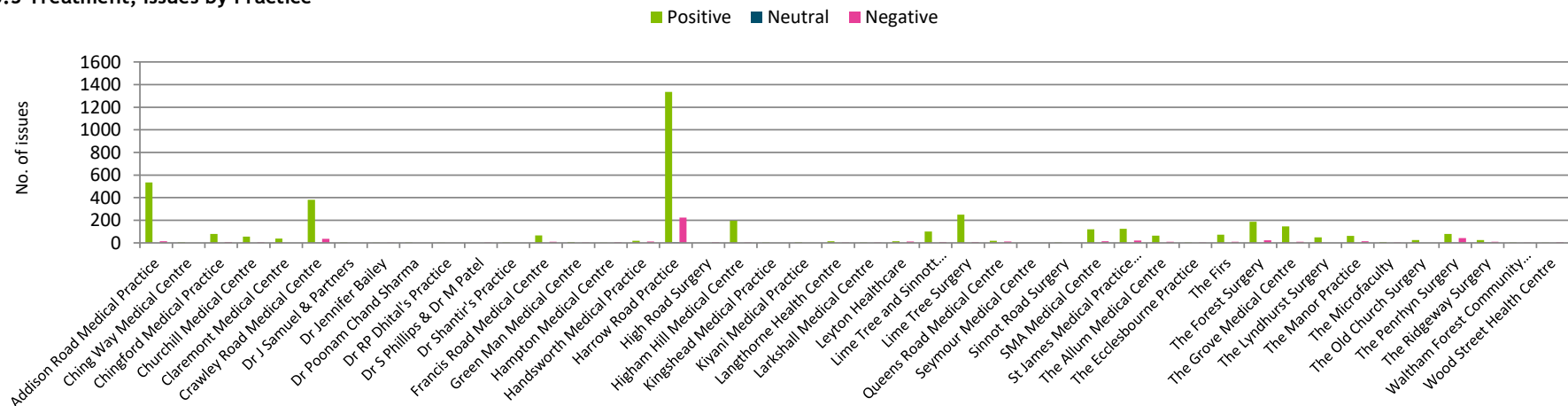
Issues receiving the most comments overall. See pages 12-13 for issue descriptions

2.3.2 Treatment, Sentiment by Primary Care Network



Sentiment by PCN

2.3.3 Treatment, Issues by Practice

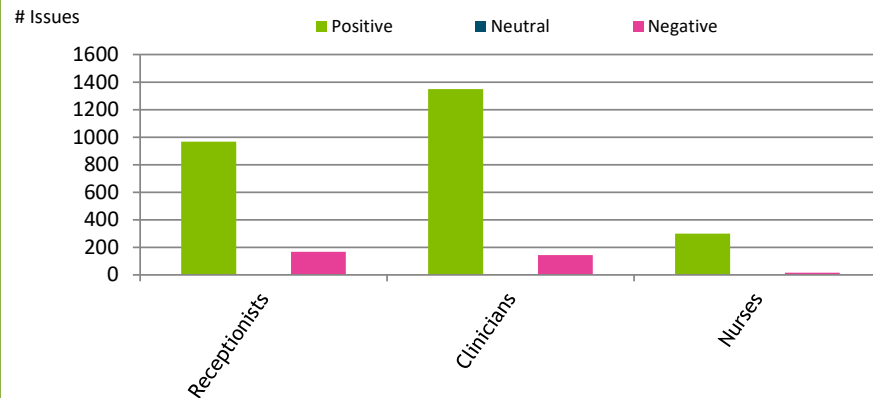


Practices receiving the most comments overall



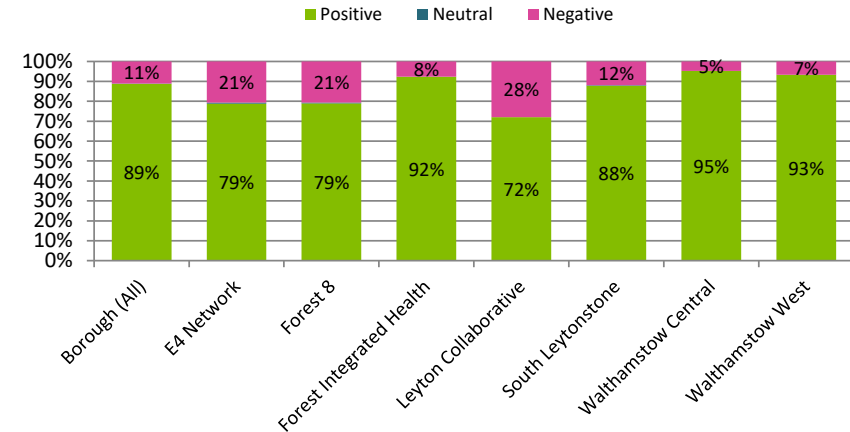
2.4 Staff Attitude

2.4.1 Staff Attitude: 2947 issues detected



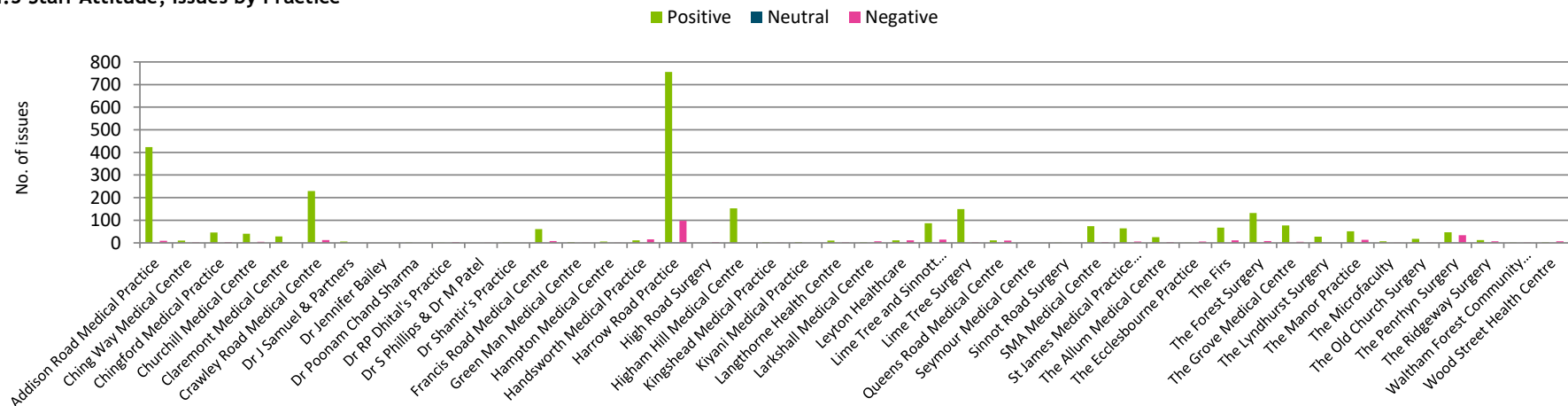
Issues receiving the most comments overall. See pages 12-13 for issue descriptions

2.4.2 Staff Attitude, Sentiment by Primary Care Network



Sentiment by PCN

2.4.3 Staff Attitude, Issues by Practice

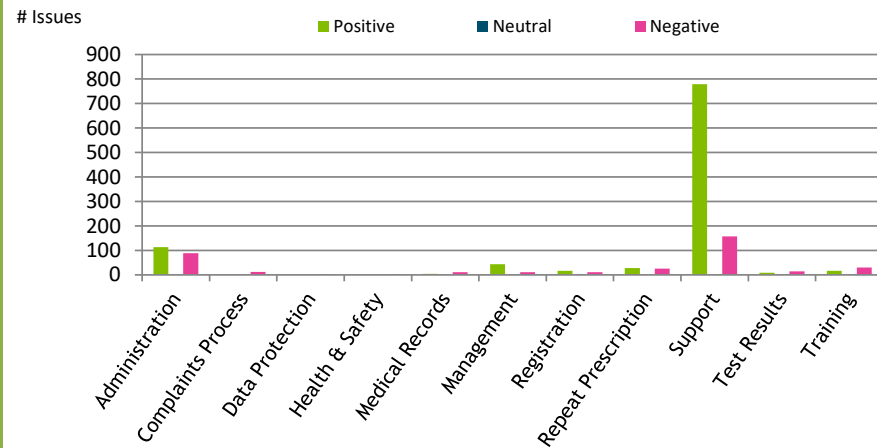


Practices receiving the most comments overall



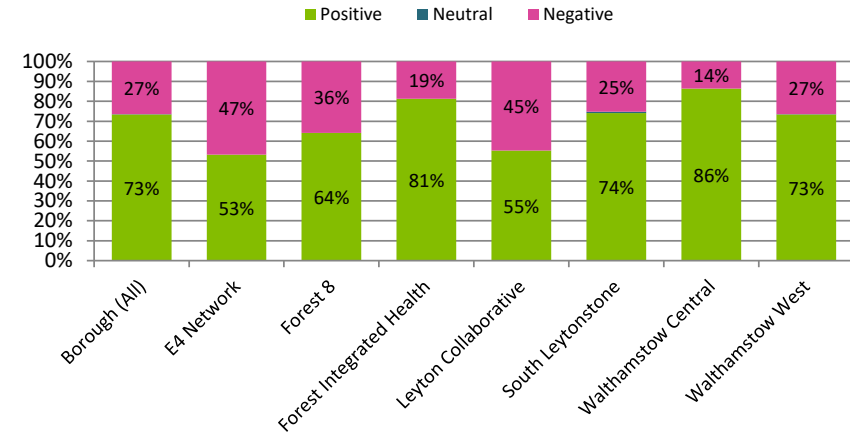
2.5 Administration

2.5.1 Administration: 1380 issues detected



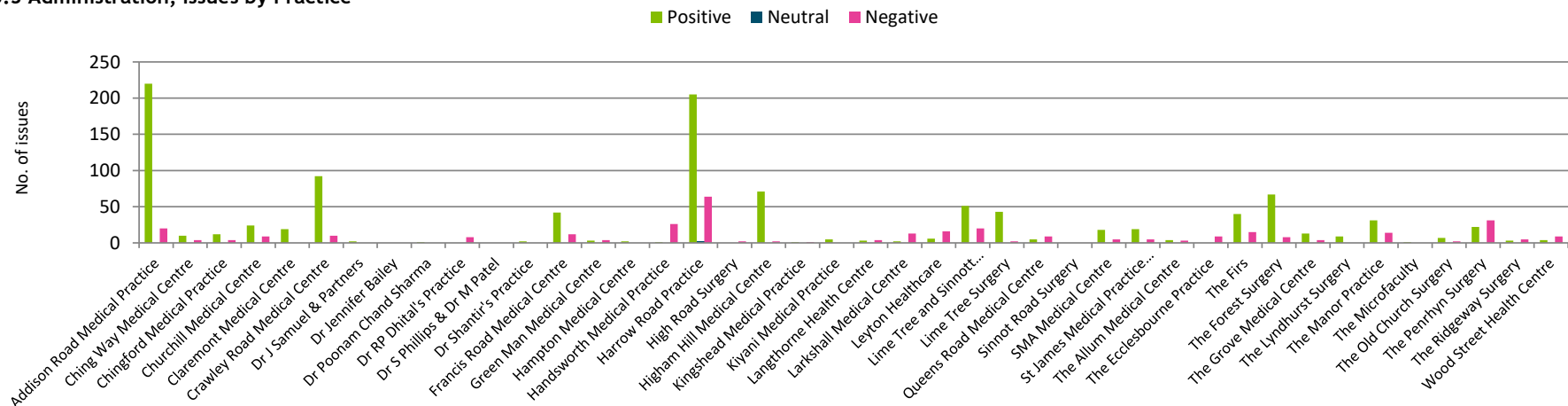
Issues receiving the most comments overall. See pages 12-13 for issue descriptions

2.5.2 Administration, Sentiment by Primary Care Network



Sentiment by PCN

2.5.3 Administration, Issues by Practice

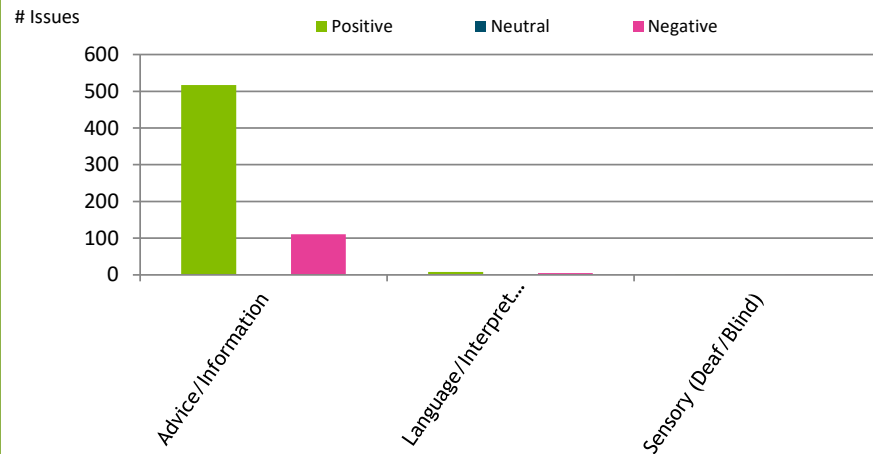


Practices receiving the most comments overall



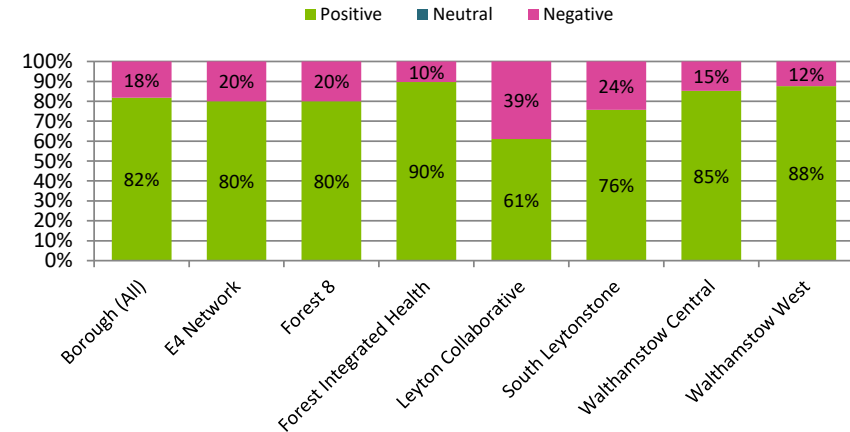
2.6 Communication

2.6.1 Communication: 644 issues detected



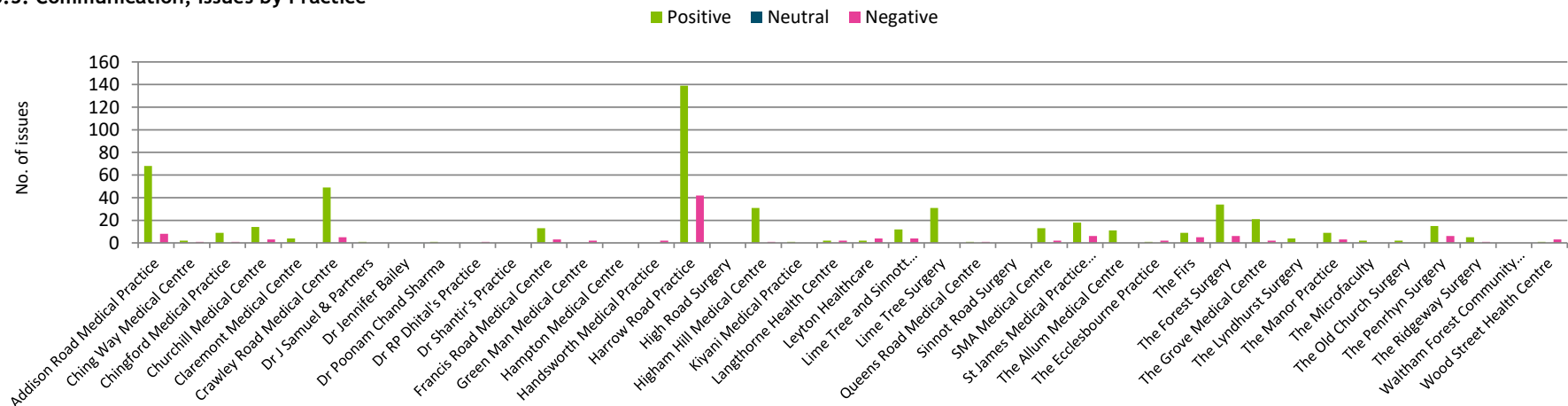
Issues receiving the most comments overall. See pages 12-13 for issue descriptions

2.6.2 Communication, Sentiment by Primary Care Network



Sentiment by PCN

2.6.3: Communication, Issues by Practice

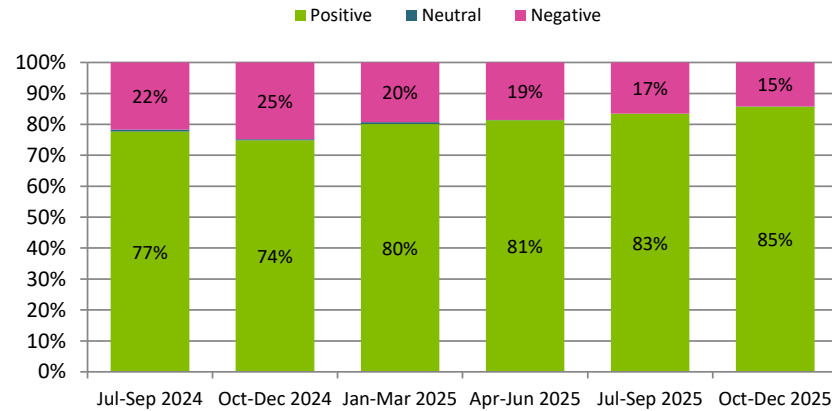


Practices receiving the most comments overall

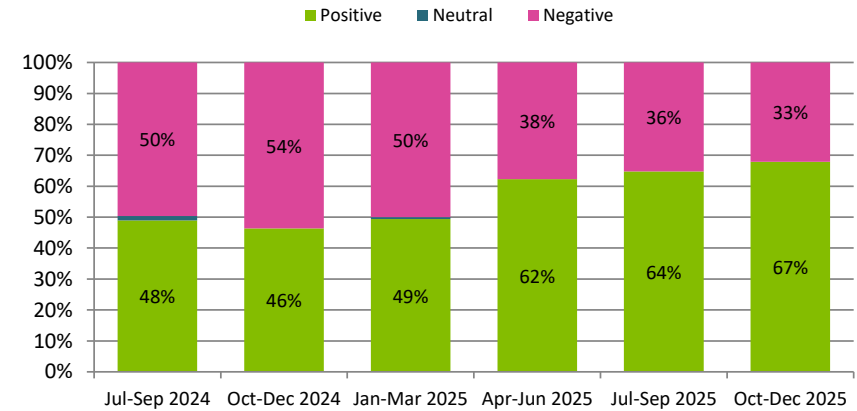


3. Timeline: 18 Month Tracker

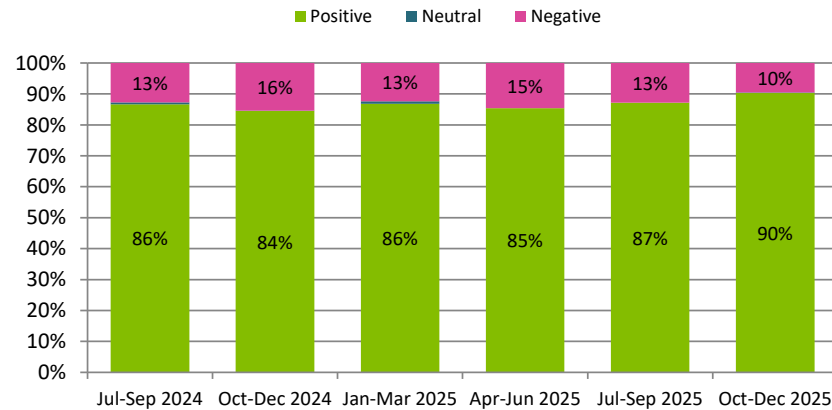
3.1 Overall Sentiment



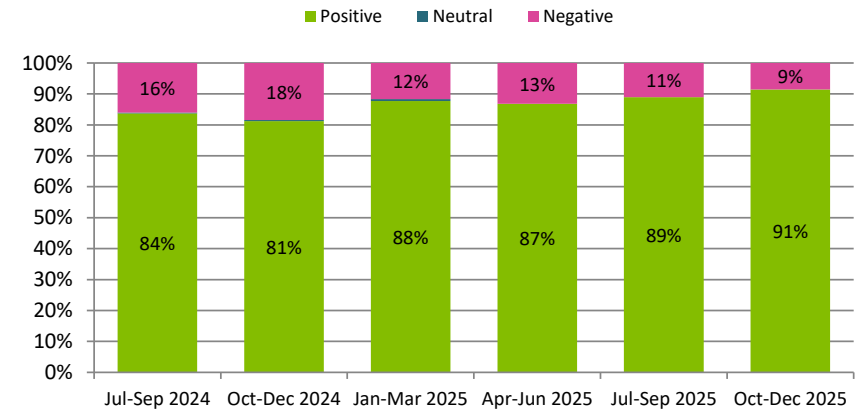
3.2 Service Access, Sentiment



3.3 Treatment and Care, Sentiment



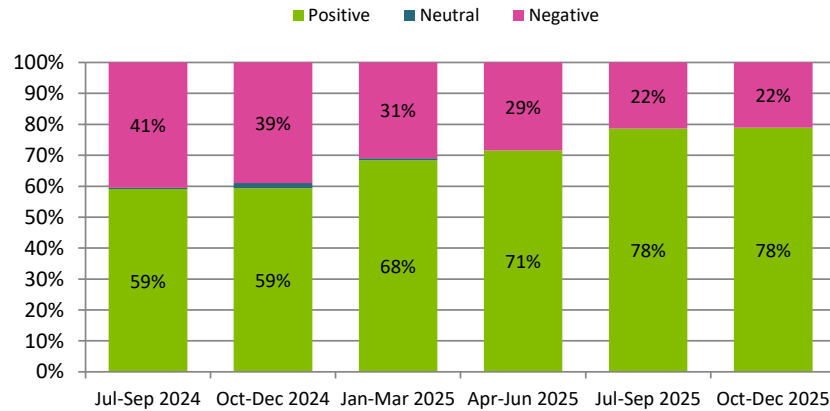
3.4 Staff Attitude, Sentiment



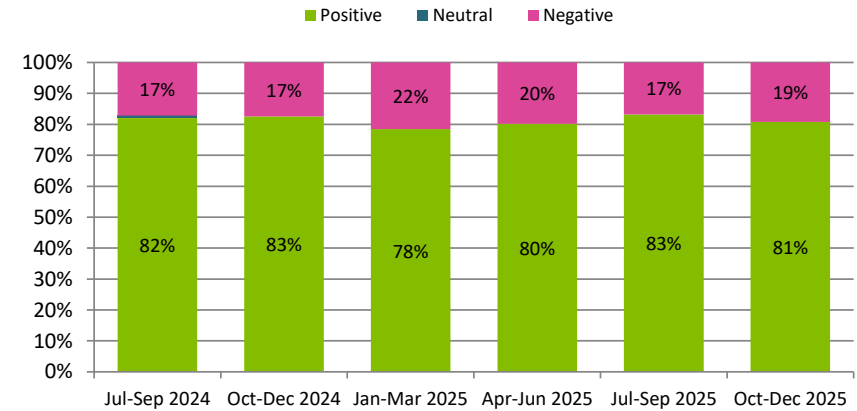


3. Timeline: 18 Month Tracker

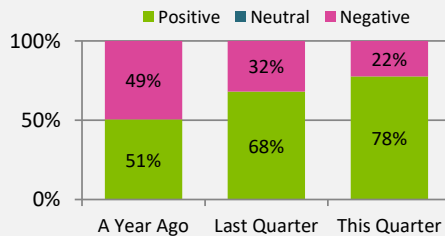
3.5 Administration, Sentiment



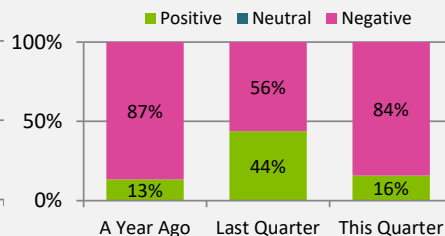
3.6 Communication, Sentiment



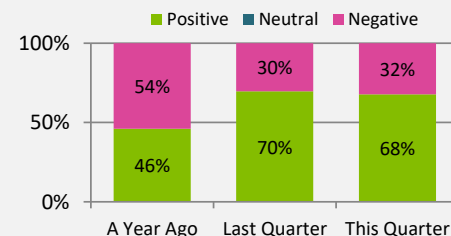
3.7 Booking, Snapshot



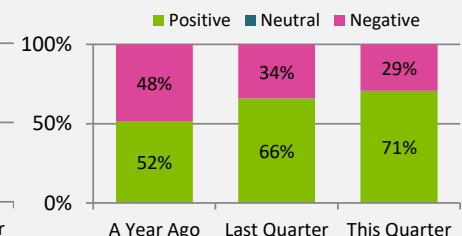
3.8 Telephone, Snapshot



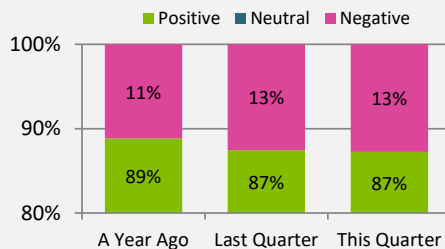
3.9 Online Access, Snapshot



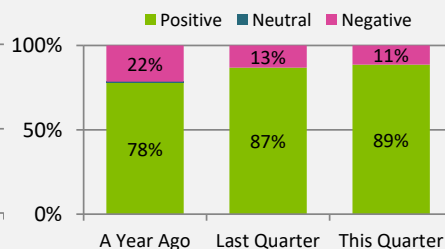
3.10 Waiting List, Snapshot



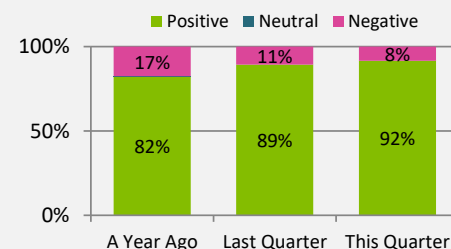
3.11 Involvement Snapshot



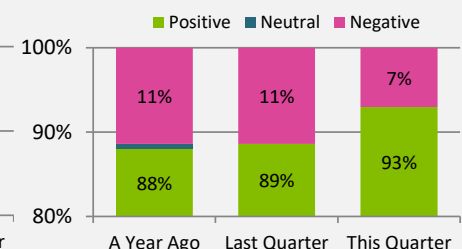
3.12 Support, Snapshot



3.13 Staff Attitude, Snapshot



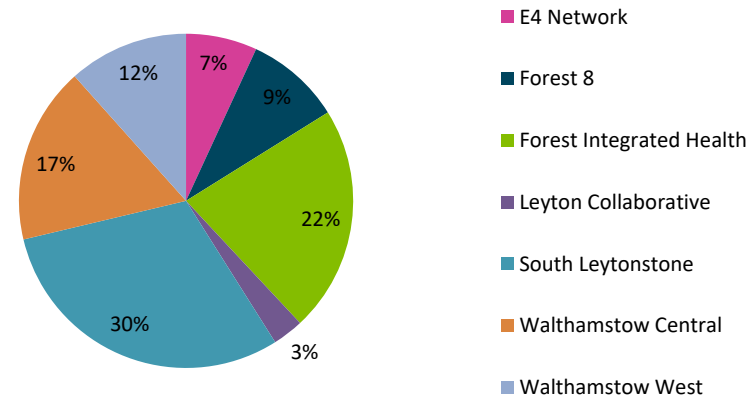
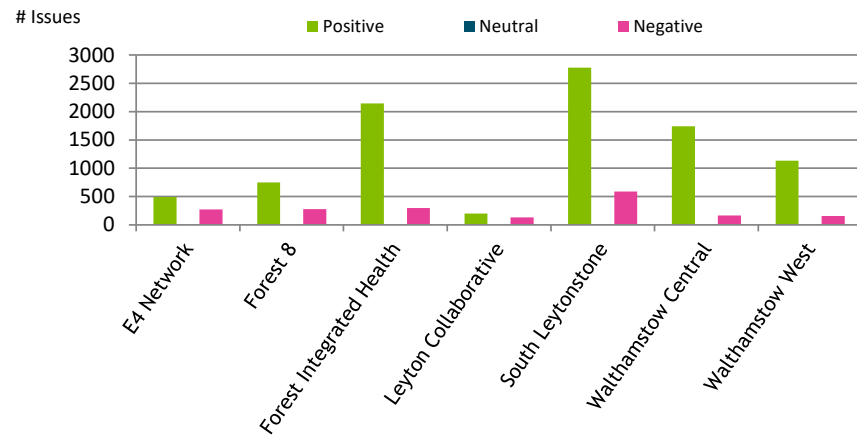
3.14 Quality, Snapshot





4. Volume by Primary Care Network

4.1 PCN



5. Data Table: Number of issues



	Issue Name	Descriptor	# Issues			
			Positive	Neutral	Negative	Total
Patients/Carers	Advice/Information	Communication, including access to advice and information.	517	0	111	628
	Carer Involvement	Involvement of carers, friends or family members.	23	0	8	31
	General Comment	A generalised statement (ie; "The doctor was good.")	359	4	32	395
	User Involvement	Involvement of the service user.	823	1	118	942
Systems	Administration	Administrative processes and delivery.	43	0	97	140
	Booking	Ability to book, reschedule or cancel appointments.	358	2	174	534
	Cancellations	Cancellation of appointment by the service provider.	0	0	28	28
	Data Protection	General data protection (including GDPR).	0	0	3	3
	Referral	Referral to a service.	74	0	29	103
	Medical Records	Management of medical records.	4	0	11	15
	Medication	Prescription and management of medicines.	55	0	37	92
	Opening Times	Opening times of a service.	1	0	3	4
	Planning	Leadership and general organisation.	45	0	11	56
	Registration	Ability to register for a service.	17	0	12	29
	Support	Levels of support provided.	1896	4	302	2202
	Telephone	Ability to contact a service by telephone.	18	0	73	91
	Timing	Physical timing (ie; length of wait at appointments).	263	2	70	335
Values	Waiting List	Length of wait while on a list.	350	0	195	545
	Choice	General choice.	19	0	10	29
	Cost	General cost.	1	0	5	6
	Language	Language, including terminology.	8	0	5	13
	Nutrition	Provision of sustenance.	0	0	0	0
	Privacy	Privacy, personal space and property.	1	0	2	3
	Quality	General quality of a service, or staff.	1845	4	211	2060
	Sensory	Deaf/blind or other sensory issues.	3	0	1	4
	Stimulation	General stimulation, including access to activities.	0	0	0	0

5. Data Table: Number of issues



	Issue Name	Descriptor	# Issues			
			Positive	Neutral	Negative	Total
Environment	Catchment/Distance	<i>Distance to a service (and catchment area for eligibility).</i>	10	1	3	14
	Environment/Layout	<i>Physical environment of a service.</i>	45	0	7	52
	Equipment	<i>General equipment issues.</i>	5	0	2	7
	Hazard	<i>General hazard to safety (ie; a hospital wide infection).</i>	0	0	2	2
	Hygiene	<i>Levels of hygiene and general cleanliness.</i>	34	0	3	37
	Mobility	<i>Physical mobility to, from and within services.</i>	10	0	2	12
	Travel/Parking	<i>Ability to travel or park.</i>	3	0	2	5
Staff	Omission	<i>General omission (ie; transport did not arrive).</i>	0	0	24	24
	Security/Conduct	<i>General security of a service, including conduct of staff.</i>	0	0	7	7
	Staff Attitude	<i>Attitude, compassion and empathy of staff.</i>	2675	4	320	2999
	Complaints	<i>Ability to log and resolve a complaint.</i>	1	0	12	13
	Staff Training	<i>Training of staff.</i>	17	0	30	47
	Staffing Levels	<i>General availability of staff.</i>	0	0	4	4
Total:			9523	22	1966	11511